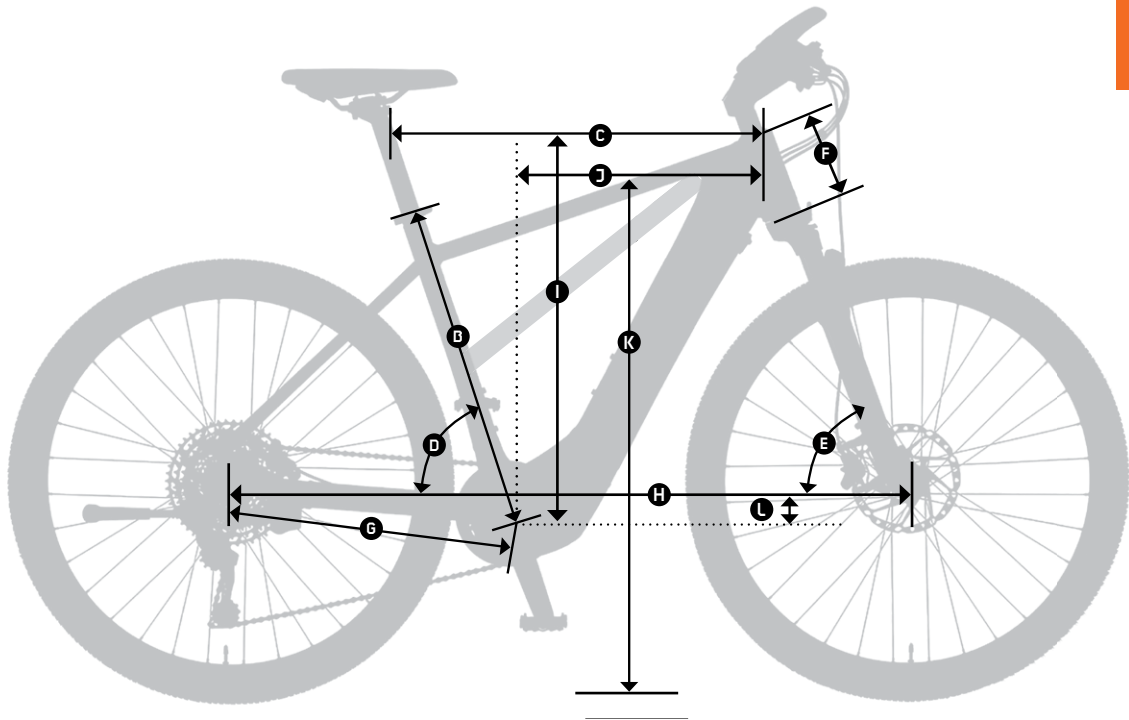


MACINA SPRINT

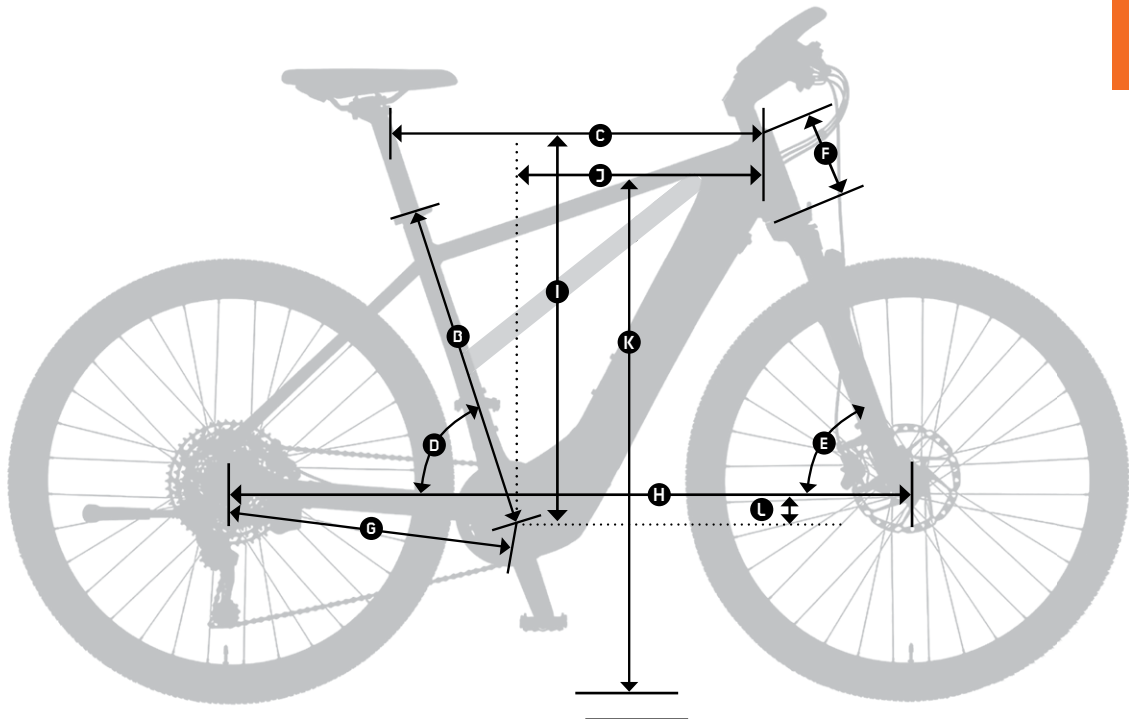
2021



A	Size	S	M	L	XL
	Size in cm	46	51	56	60
B	Seattube length	460	510	560	600
C	Toptube length	575	588	599	615
D	Seat angle	73°	73°	73°	73°
E	Head angle	70,5°	70,5°	70,5°	70,5°
F	Headtube length	120	137	155	174
G	Chainstay length	452	452	452	452
H	Wheelbase	1077	1090	1102	1120
I	Stack	582	599	615	633
J	Reach	397	405	411	422
K	Standover height	781	813	846	874
L	BB drop	55	55	55	55

MACINA SPRINT DA

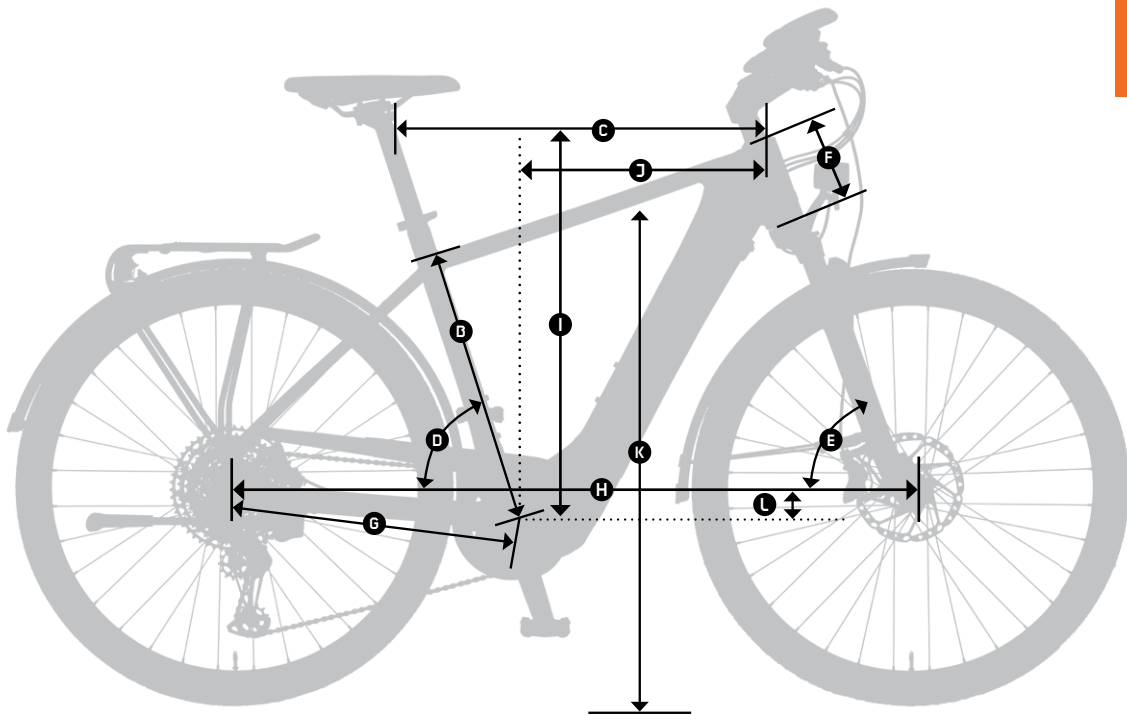
2021



A	Size Size in cm	XS 43	S 46	M 51	L 56
B	Seattube length	430	460	510	560
C	Toptube length	564	575	590	602
D	Seat angle	73°	73°	73°	73°
E	Head angle	69,5°	70,5°	70,5°	70,5°
F	Headtube length	137	137	155	174
G	Chainstay length	452	452	452	452
H	Wheelbase	1077	1078	1093	1106
I	Stack	596	600	617	635
J	Reach	382	392	401	408
K	Standover height	487	487	487	487
L	BB drop	55	55	55	55

MACINA SPRINT

2020



	Size	S	M	L	XL
A	Size in inch	18	20	22	23,5
	Size in cm	46	51	56	60
B	Seattube length	460	510	560	600
C	Toptube length	575	588	599	615
D	Seat angle	73,0°	73,0°	73,0°	73,0°
E	Head angle	70,5°	70,5°	70,5°	70,5°
F	Headtube length	120	137	155	174
G	Chainstay length	452	452	452	452
H	Wheelbase	1077	1090	1102	1120
I	Stack	582	599	615	633
J	Reach	397	405	411	422
K	Standover height	781	813	846	874
L	BB drop	55	55	55	55