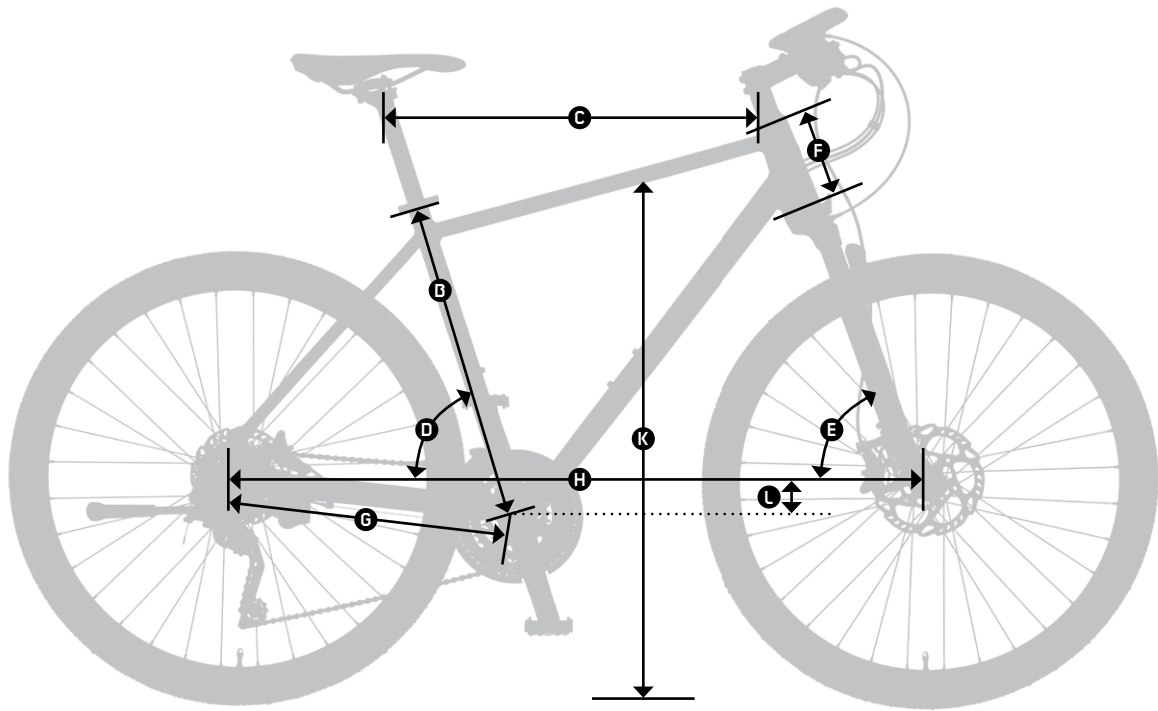


KENT / OXFORD

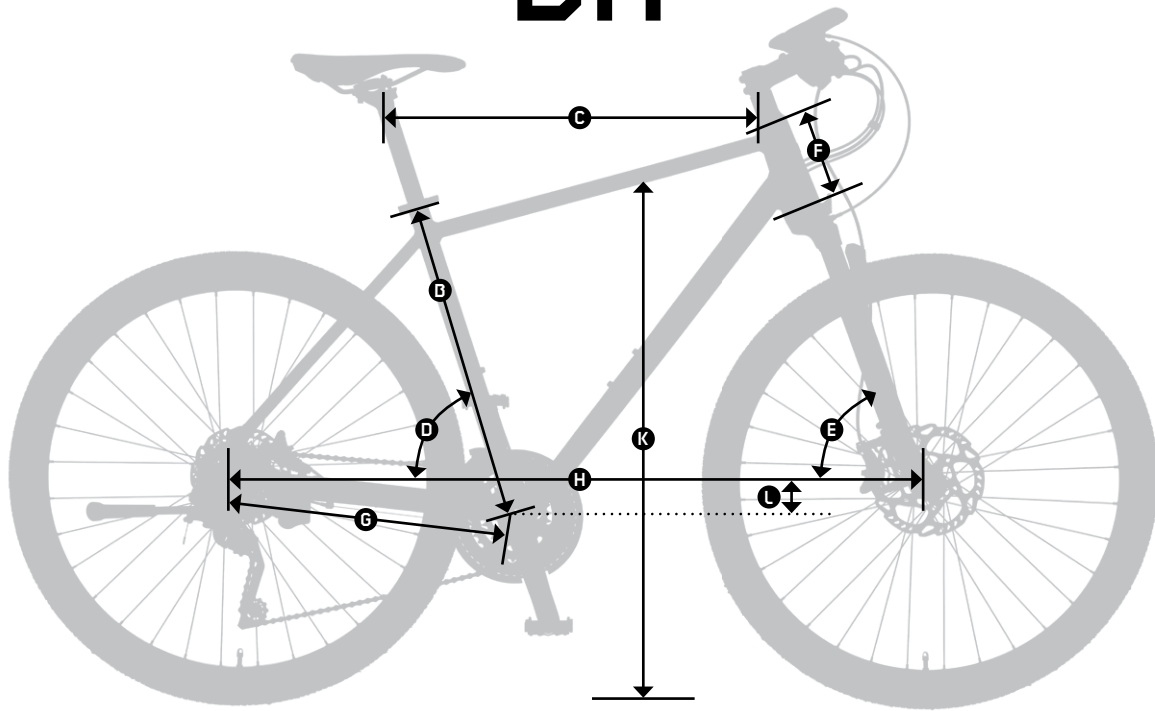
2021



A Size Size in cm	M 51cm	L 56cm	XL 60cm
B Seattube length	510	560	600
C Tootube length	586	597	612
D Seat angle	73°	73°	73°
E Head angle	71,5°	71,5°	71,5°
F Headtube length	155	174	190
G Chainstay length	445	445	445
H Wheelbase	1073	1096	1114
K Standover height	796	827	852
L BB drop	60	60	60

KENT / OXFORD DA

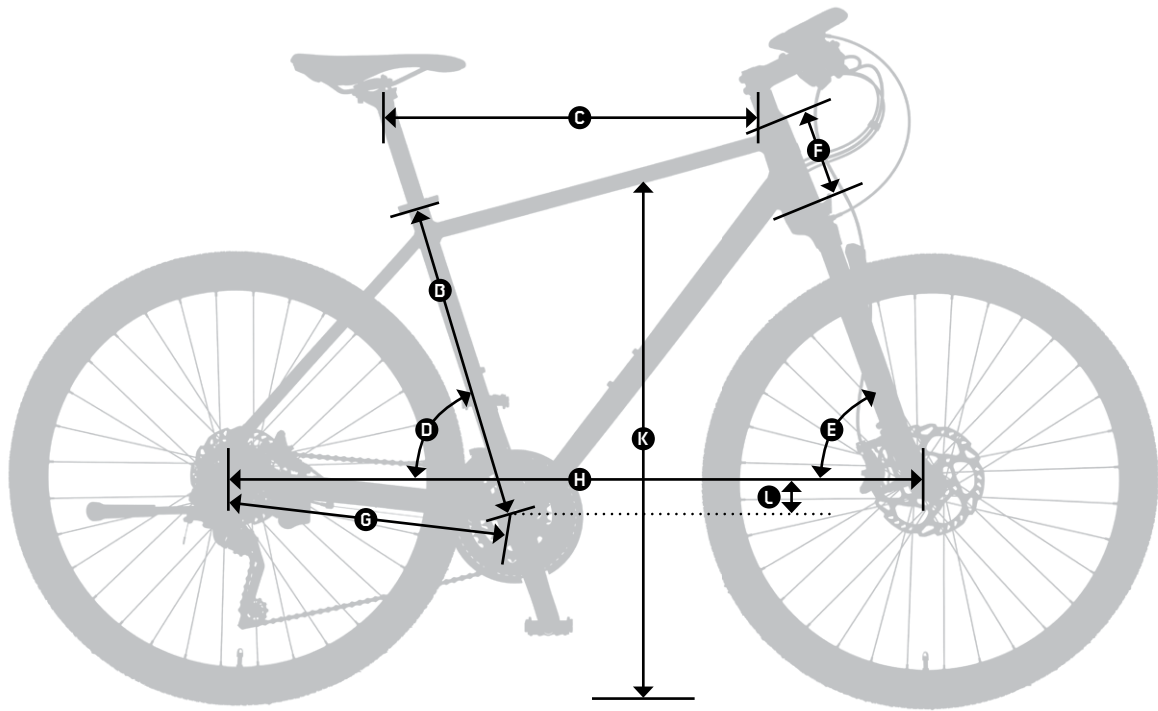
2021



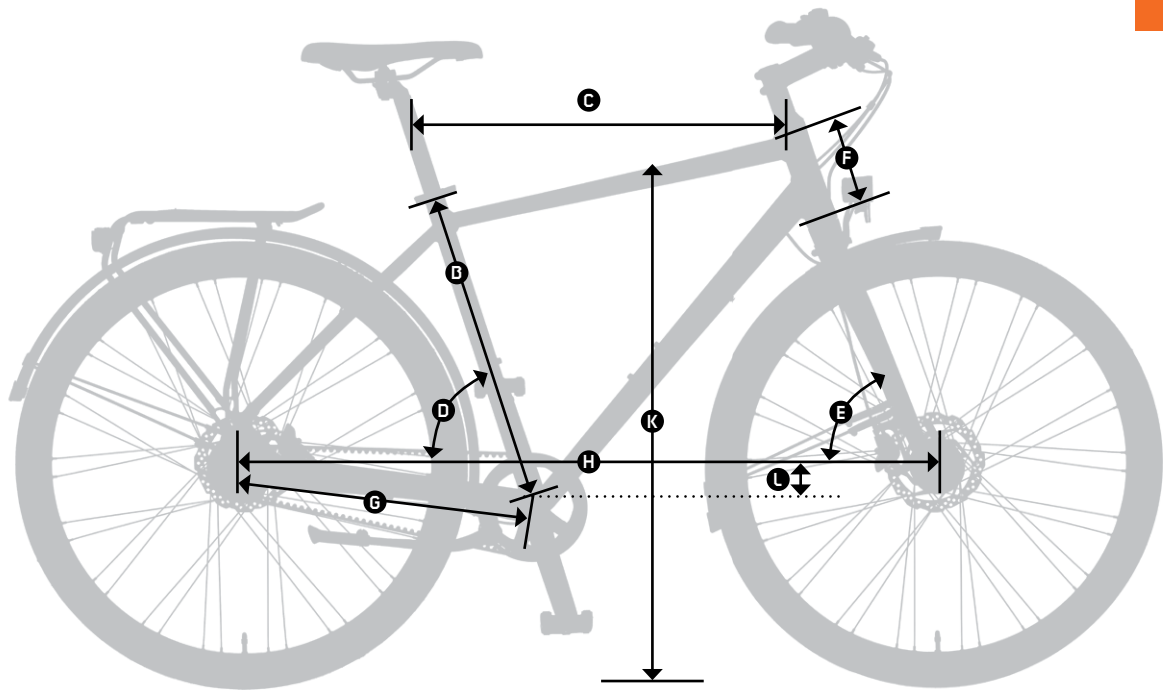
A	Size Size in cm	S 46cm	M 51cm
B	Seat tube length	460	510
C	Top tube length	574	586
D	Seat angle	73°	73°
E	Head angle	71,5°	71,5°
F	Head tube length	137	155
G	Chainstay length	445	445
H	Wheelbase	1069	1073
K	Standover height	681	689
L	BB drop	60	60

TOURELLA

2021



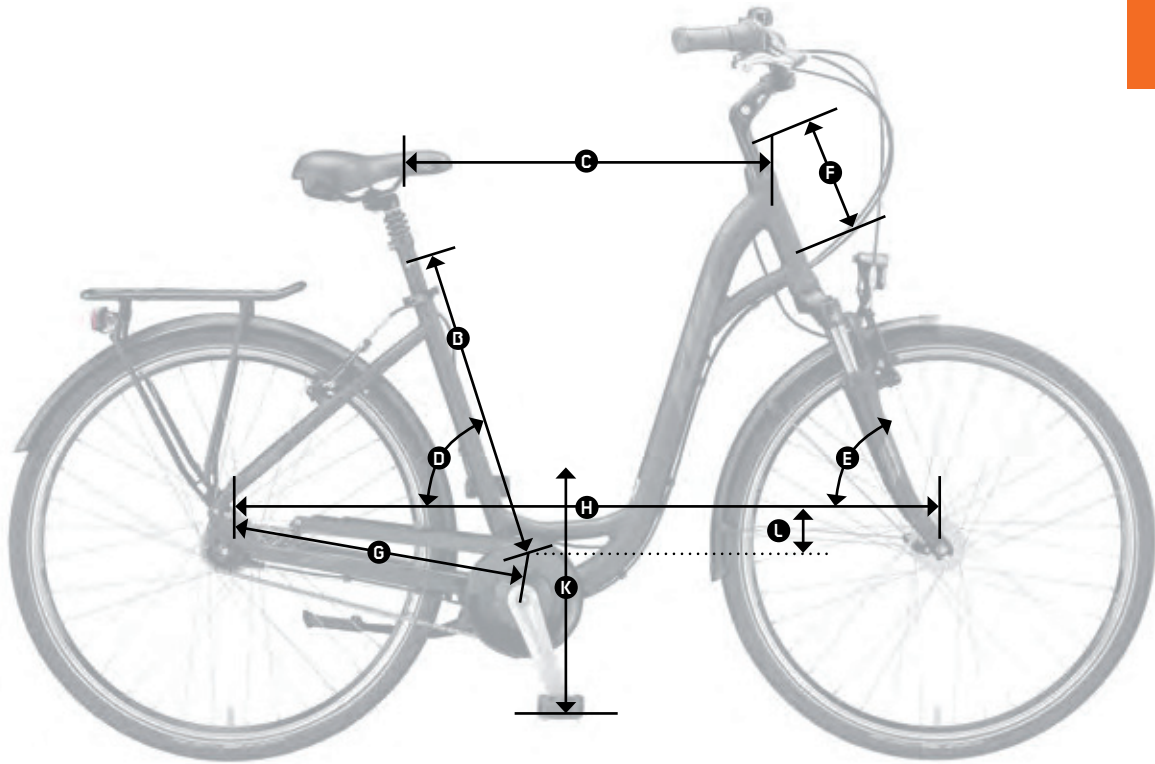
A Size Size in cm	S 46cm	M 51cm
B Seattube length	460	510
C Tootube length	603	623
D Seat angle	71°	71°
E Head angle	70°	70°
F Headtube length	180	200
G Chainstay length	468	468
H Wheelbase	1113	1133
K Standover height	453	452
L BB drop	65	65



A	Size	M	L	XL
	Size in inch	20	22	23,5
	Size in cm	51	56	60
B	Seattube length	510	560	600
C	Toptube length	586	597	612
D	Seat angle	73,0°	73,0°	73,0°
E	Head angle	71,5°	71,5°	71,5°
F	Headtube length	155	174	190
G	Chainstay length	445	445	445
H	Wheelbase	1073	1096	1114
K	Standover height	796	827	852
L	BB drop	60	60	60

MAN

2019



	Size	S	M	L	XL
A	Size in inch	18	20	22	23,5
	Size in cm	46	51	56	60
B	Seattube length	460	510	560	600
C	Toptube length	574	586	597	612
D	Seat angle	73,0°	73,0°	73,0°	73,0°
E	Head angle	71,5°	71,5°	71,5°	71,5°
F	Headtube length	137	155	174	190
G	Chainstay length	445	445	445	445
H	Wheelbase	1069	1073	1096	1114
K	Standover height	766	796	827	852
L	BB drop	60	60	60	60